

# Continuous enrollment unwind data

## Apple Health data during the unwind

### Background

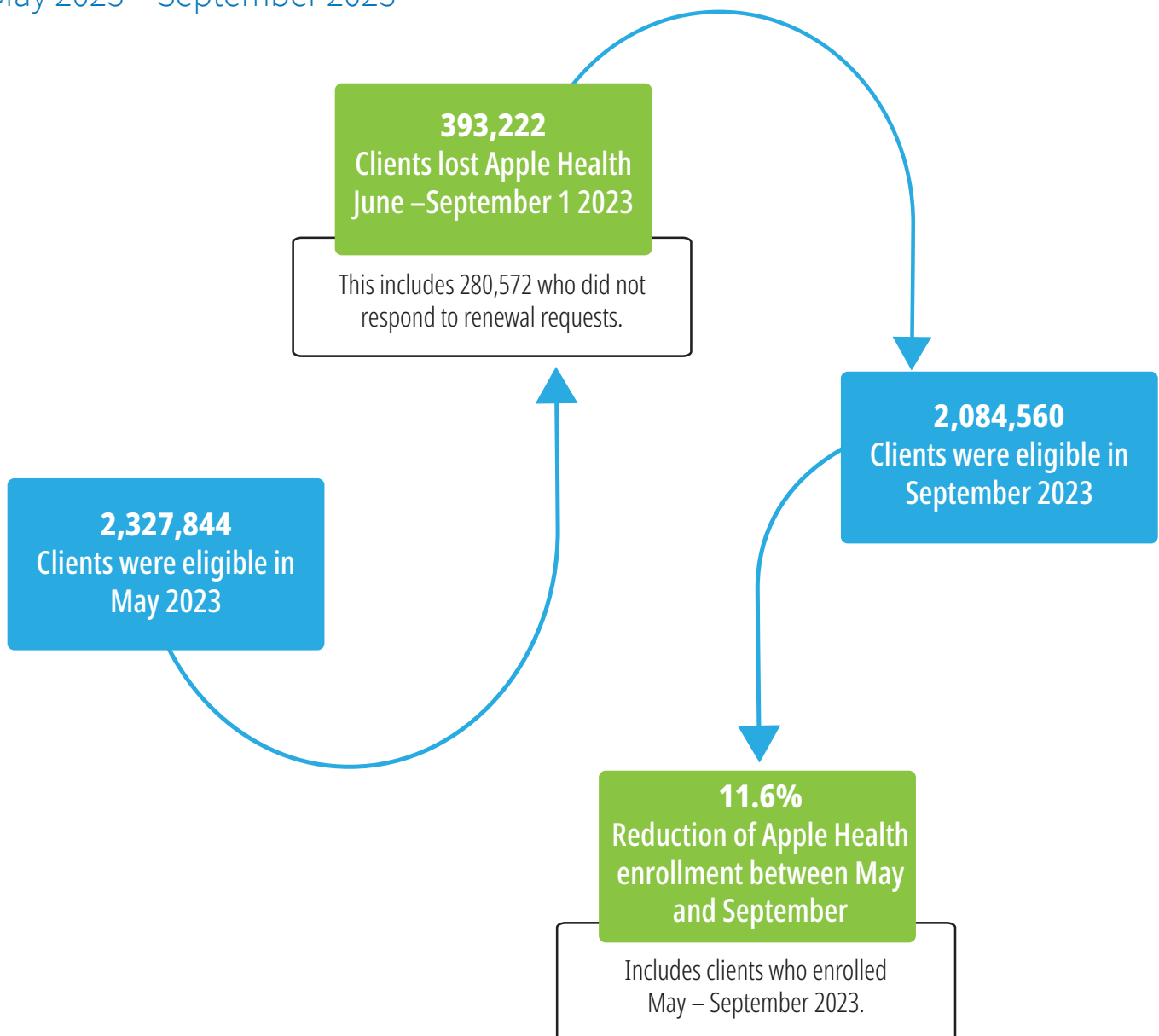
Due to the COVID-19 public health emergency (PHE) and associated federal regulations, many individuals received continuous Apple Health (Medicaid) coverage since March 2020 regardless of changes to their income, assets, household size and other eligibility criteria. This extension ended March 31, 2023, due to the Consolidated Appropriation Act, 2023. The Health Care Authority (HCA) and Department of Social and Health Services (DSHS) resumed normal operations April 1, 2023.

[View the Apple Health eligibility dashboard.](#)

[View the Apple Health termination dashboard.](#)

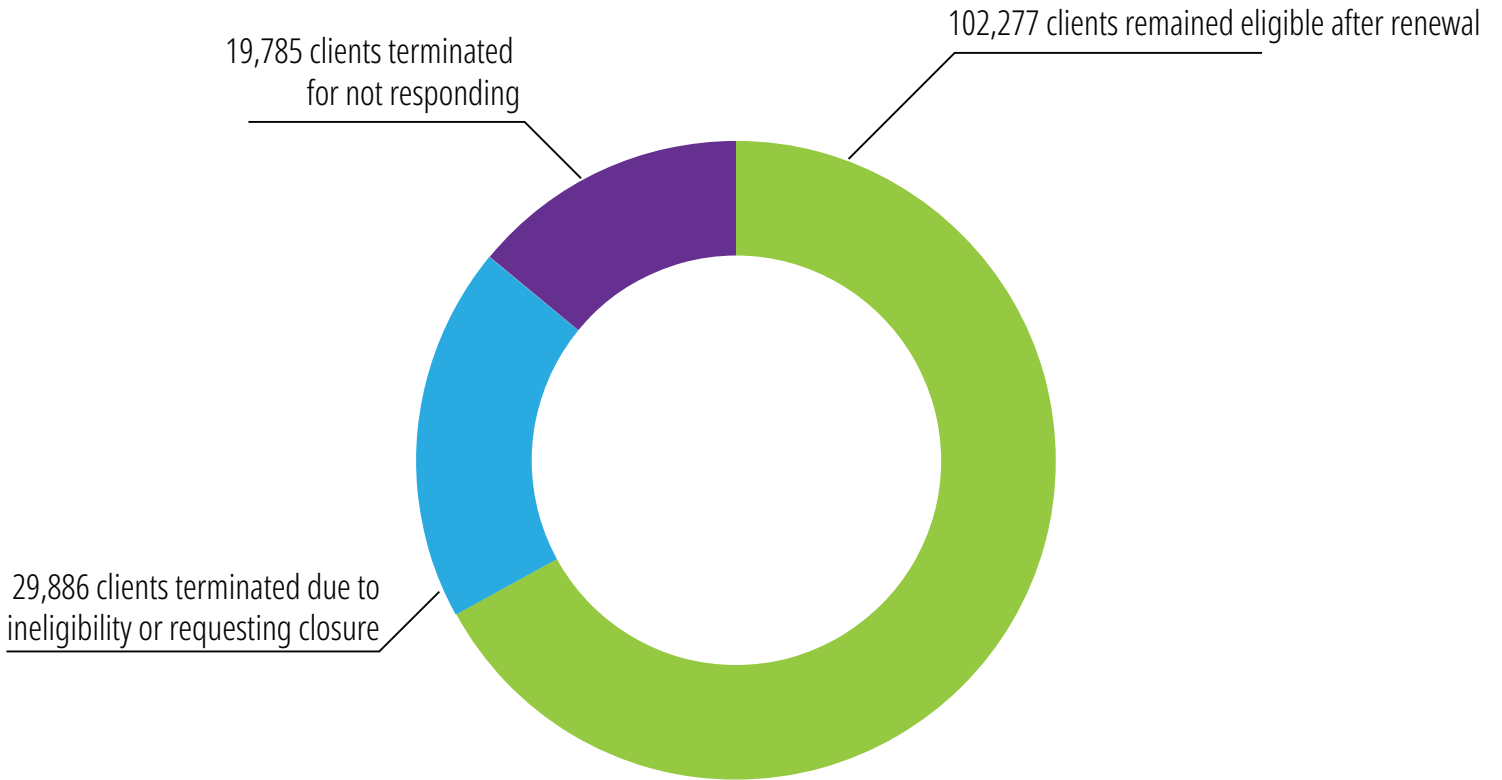
### Apple Health enrollment through the unwind

May 2023 – September 2023

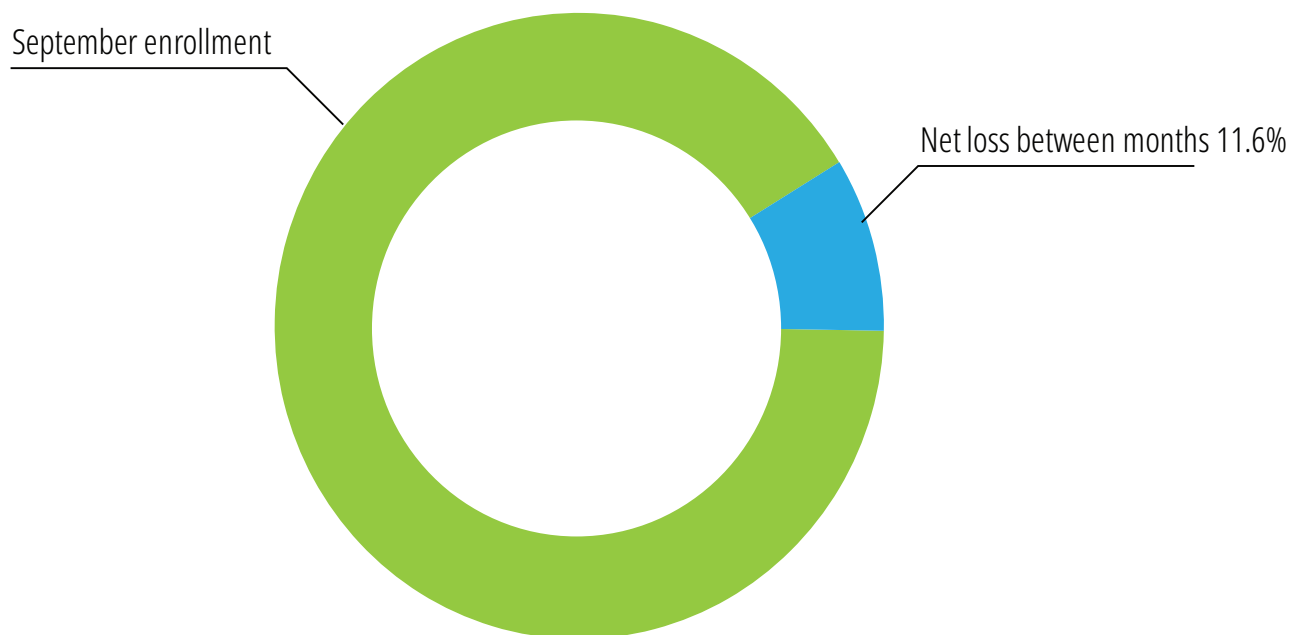


## September 2023 data highlights

### 151,419 clients due for renewal

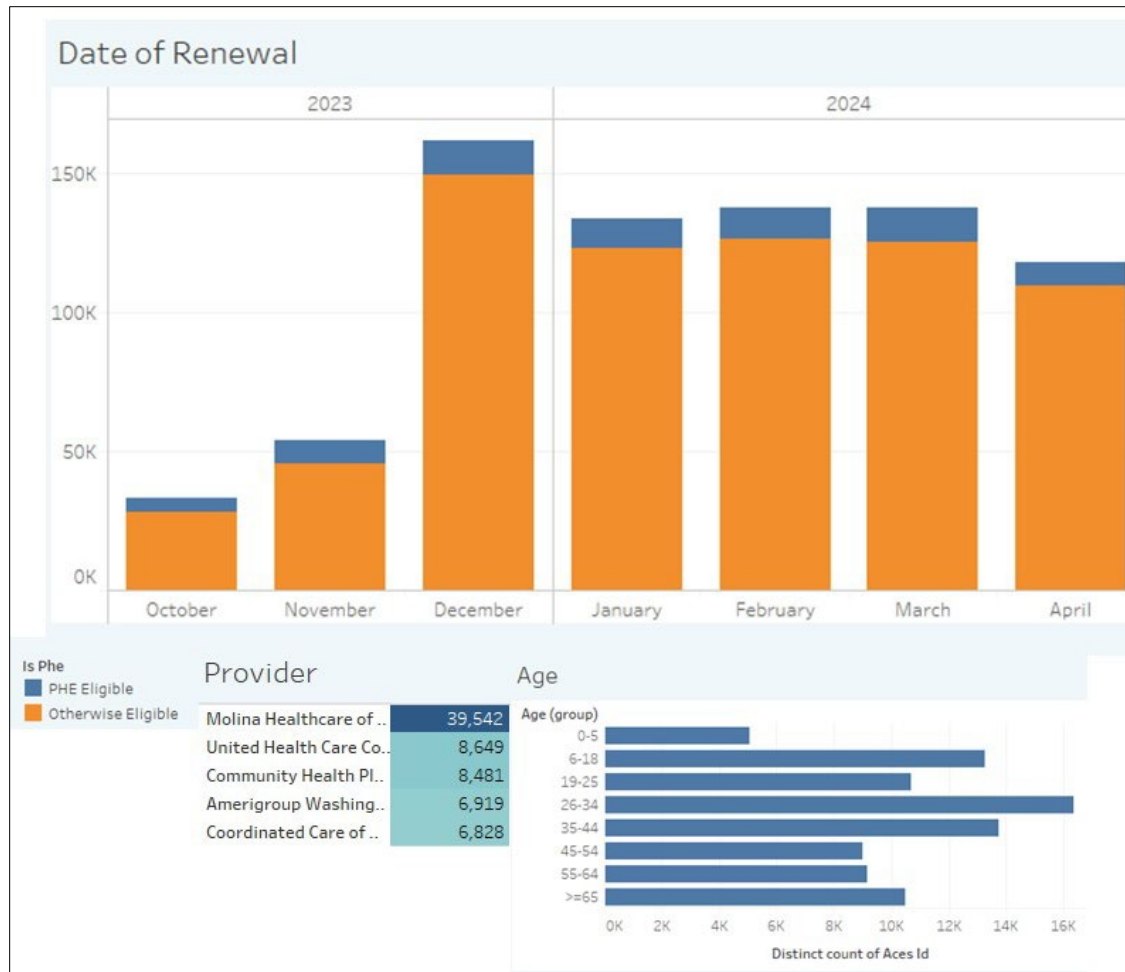


## Starting enrollment in May 2023



# Public Health Emergency Eligibility Dashboard

Terminations for not renewing eligibility resumed May 31, 2023. The data tables below<sup>1</sup> illustrate the volume of individuals that may lose coverage. Clients receiving Apple Health due to the PHE will have eligibility redetermined at their next renewal.



## Color key

This key corresponds with the image above.

Blue shows clients who were extended on Apple Health due to the PHE continuous enrollment requirement. Orange shows all other clients.

Example table	Clients extended due to PHE	All other clients
Example	Example	Example

Clients due for renewal 09/30/2023 (Modified Adjusted Gross Income (MAGI) and Classic): 152,419<sup>2</sup>

<sup>1</sup> Data source: ProviderOne (unless otherwise noted)

<sup>2</sup> Data source: Automated Client Eligibility System (ACES), the Medicaid eligibility system of record

## MAGI data

### Overall eligibility by month

Data as of 10/10/2023.

Month/Year	Clients extended due to PHE	All other clients
October 2023	4,821	28,939
November 2023	8,185	44,803
December 2023	12,429	152,995
January 2024	10,624	126,010
February 2024	11,458	129,359
March 2024	12,346	128,110
April 2024	8,492	112,115

### Overall eligibility by managed care organization

Data as of 10/10/2023.

Managed Care Organization	Clients extended due to PHE	All other clients
Amerigroup	6,837	79,782
Community Health Plan of Washington	8,392	101,662
Coordinated Care or Washington	5,990	71,749
Molina	39,276	364,797
UnitedHealthcare	8,517	89,647

### Clients extended due to PHE by age group

Data as of 10/10/2023.

Age group by years	Clients extended due to PHE
0-5	4,974
6-18	12,638
19-25	10,014
26-35	15,915
35-44	12,780
45-54	7,606
55-64	6,525
>=65	355

## Classic Medicaid data

### Overall eligibility by month

Data as of 10/10/2023.

Month/Year	Clients extended due to PHE	All other clients
October 2023	876	5,714
November 2023	1,168	9,865
December 2023	5,157	10,618
January 2024	1,829	12,593
February 2024	2,293	11,563
March 2024	3,275	11,335
April 2024	2,323	8,817

### Overall eligibility by managed care organization

Data as of 10/10/2023.

Managed Care Organization	Clients extended due to PHE	All other clients
Amerigroup	82	688
Community Health Plan of Washington	89	871
Coordinated Care or Washington	838	11,574
Molina	266	1,683
UnitedHealthcare	132	959

### Clients extended due to PHE by age group

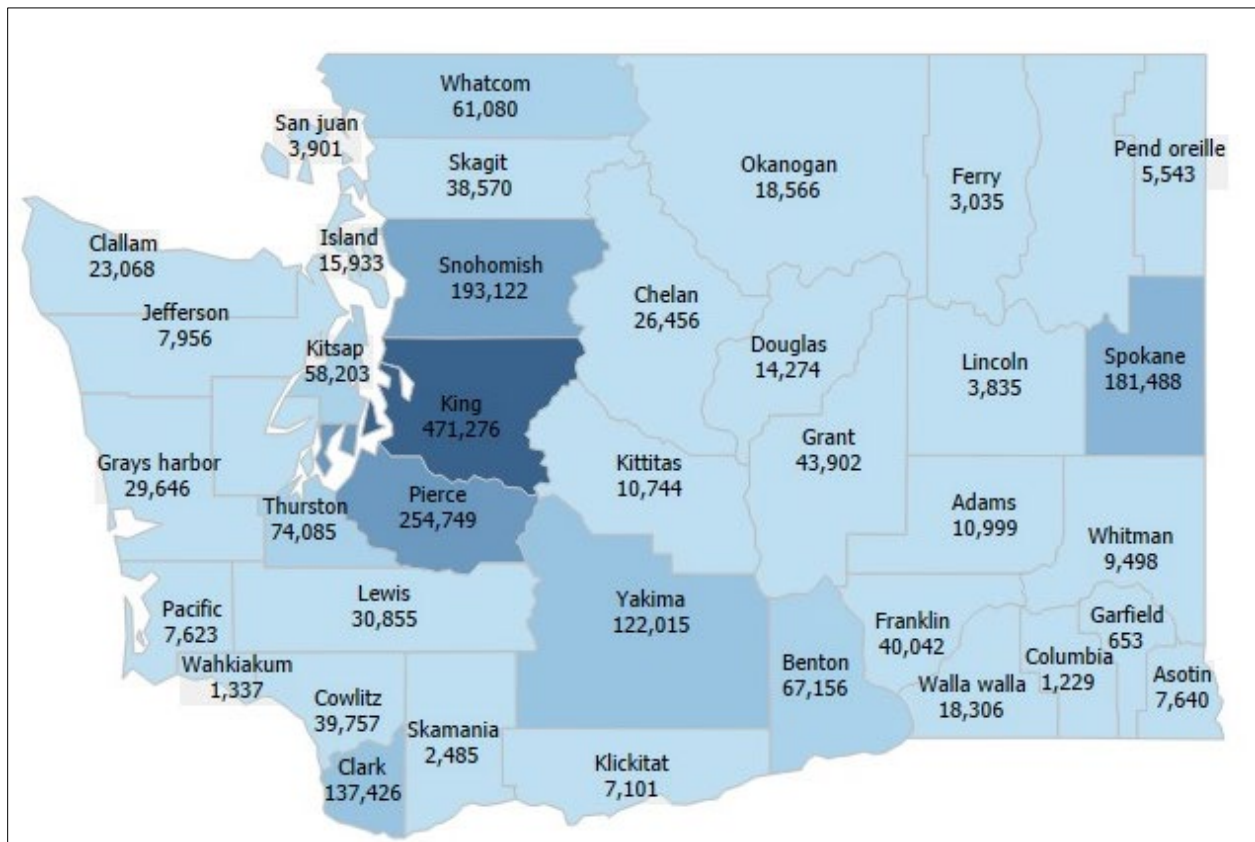
Data as of 10/10/2023.

Age group by years	Clients extended due to PHE
0-5	89
6-18	630
19-25	687
26-35	432
35-44	984
45-54	1,397
55-64	2,627
>=65	10,127

## Apple Health client eligibility map

The map shows all Apple Health clients and their county of residence.

Data as of 09/13/2023. The darker blue colors represent the top 10 most populous counties.



## Clients extended due to PHE by county

Combined total of MAGI and Classic clients

Data as of 10/10/2023.

County	Number of clients	County	Number of clients	County	Number of clients
Adams	301	Grays Harbor	1,057	Pierce	10,387
Asotin	290	Island	720	San Juan	224
Benton	2,832	Jefferson	442	Skagit	1,670
Chelan	1,175	King	20,312	Skamania	99
Clallam	980	Kitsap	2,558	Snohomish	8,127
Clark	6,217	Kittitas	512	Spokane	8,460
Columbia	55	Klickitat	358	Stevens	661
Cowlitz	1,621	Lewis	1,312	Thurston	3,164
Douglas	573	Lincoln	168	Wahkiakum	58
Ferry	105	Mason	788	Walla Walla	808
Franklin	1,410	Okanogan	697	Whatcom	2,949
Garfield	27	Pacific	373	Whitman	357
Grant	1,585	Pend Oreille	233	Yakima	4,038

## Clients extended due to PHE by race

### Combined total of MAGI and Classic clients

Data as of 10/10/2023.

Race	Clients extended due to PHE
White	54,602
Other	9,618
Black	6,784
Asian	5,818
Not Provided	4,433
Pacific Islander	3,354
American Indian	2,940
Hawaiian	225
Alaskan Native	4

## Clients extended due to PHE by ethnicity

### Combined total of MAGI and Classic clients by ethnicity

Data as of 10/10/2023.

Ethnicity	Clients extended due to PHE
Not Hispanic	62,525
Hispanic	16,292

## Clients extended due to PHE by top 15 languages

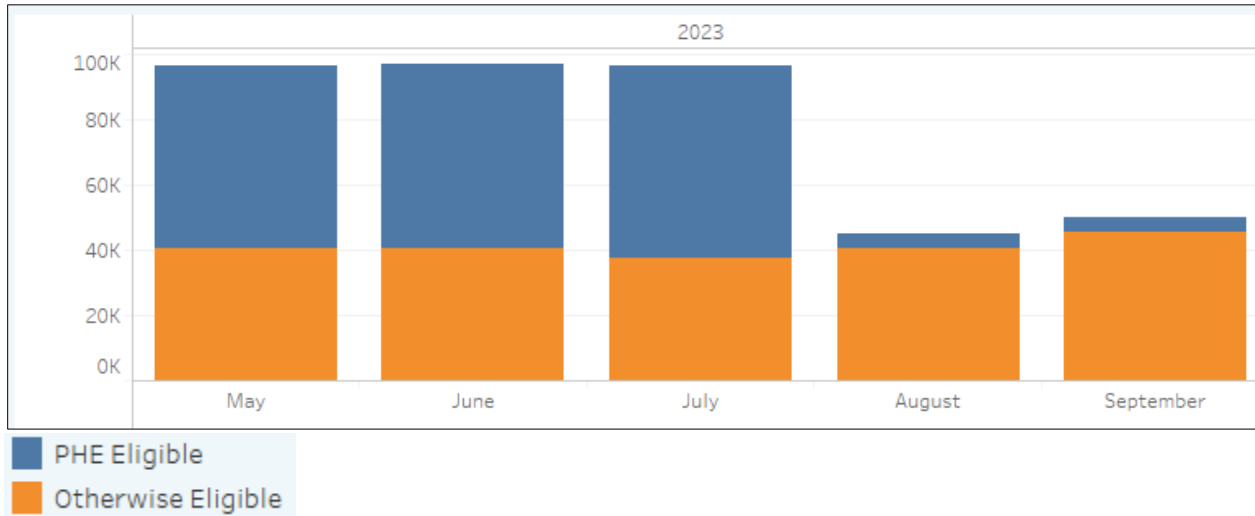
### Combined total of MAGI and Classic clients

Data as of 10/10/2023.

Language	Clients extended due to PHE
English	78,083
Spanish	4,921
Russian	902
Vietnamese	614
Ukrainian	600
Chinese	488
Korean	217
Dari	197
Arabic	140
Panjabi; Punjabi	83
Somali	64
Other Language	64
Amharic	62
Tigrinya	55
Farsi	55

## Apple Health Termination Dashboard<sup>3</sup>

The data tables below are point-in-time show the number of clients terminated from Apple Health at the end of each month; this is regardless of their renewal end date or if they return (churn) to Apple Health at a later date. For example, a client originally due for renewal 12/31/2023 but reported a change that resulted in ineligibility 05/31/2023 is counted as a termination in May 2023. View our [talking points for more information](#).



## All clients regardless of PHE status (MAGI and Classic)

### Number of terminations for all reasons

Data as of 10/10/2023.

Termination date	MAGI clients terminated	Classic clients terminated	Total terminated
05/31/2023	107,647	8,316	115,963
06/30/2023	107,423	6,757	114,180
07/31/2023	102,123	9,058	111,181
08/31/2023	47,962	3,936	51,898
09/30/2023	46,832	3,310	50,142

<sup>3</sup> Data source used: Internal ProviderOne data.



## MAGI data

### 09/30/2023 terminations of clients extended due to PHE

Data as of 10/10/2023.

Termination category <sup>4</sup>	Clients extended due to PHE
Client did not respond to renewal request	1,998
Client did not respond to verification request	227
Client requested closure	126
Financial eligibility reason	477
Non-financial eligibility reason	1,862

### 09/30/2023 terminations of all other clients

Data as of 10/10/2023.

Termination category <sup>4</sup>	All other clients
Client did not respond to renewal request	12,877
Client did not respond to verification request	3,656
Client requested closure	2,968
Financial eligibility reason	7,667
Non-financial eligibility reason	14,937

### 09/30/2023 terminations by MCO – all reasons

Data as of 10/10/2023.

Managed Care Organization	Clients extended due to PHE	All other clients
Amerigroup	462	4,389
Community Health Plan of Washington	530	5,578
Coordinated Care of Washington	369	3,957
Molina	2,590	20,204
UnitedHealthcare	635	5,548

### 09/30/2023 terminations by age – all reasons

Data as of 10/10/2023.

Age group by years	Clients extended due to PHE	All other clients
0-5 <sup>5</sup>	383	4,017
6-18	1,633	12,188
19-25	629	6,791
26-35	801	7,012
35-44	564	5,586
45-54	343	3,135
55-64	275	2,541
>=65	66	664

<sup>4</sup> See page 10 for information on termination categories.

<sup>5</sup> Data does not reflect implementation of continuous eligibility for kids 0-6. HCA is working to reopen Apple Health for kids whose coverage should be continued under the new policy.

## Classic data

### 09/30/2023 terminations of clients extended due to PHE

Data as of 10/10/2023.

Termination category <sup>4</sup>	Clients extended due to PHE
Client did not respond to renewal request	82
Client did not respond to verification request	28
Client requested closure	2
Financial eligibility reason	46
Non-financial eligibility reason	84

### 09/30/2023 terminations of all other clients

Data as of 10/10/2023.

Termination category <sup>4</sup>	All other clients
Client did not respond to renewal request	814
Client did not respond to verification request	103
Client requested closure	58
Financial eligibility reason	283
Non-financial eligibility reason	1,376

### 09/30/2023 terminations by MCO – all reasons

Data as of 10/10/2023.

Managed Care Organization	Clients extended due to PHE	All other clients
Amerigroup	4	112
Community Health Plan of Washington	4	107
Coordinated Care of Washington	9	432
Molina	9	295
UnitedHealthcare	3	99

### 09/30/2023 terminations by age – all reasons

Data as of 10/10/2023.

Age group by years	Clients extended due to PHE	All other clients
0-5 <sup>5</sup>	1	72
6-18	6	360
19-25	10	247
26-35	10	149
35-44	20	199
45-54	28	218
55-64	32	403
>=65	168	1,334

## MAGI and Classic clients – all clients

### 09/30/2023 terminations by county – all reasons

Data as of 10/10/2023.

County	Number of clients terminated	County	Number of clients terminated	County	Number of clients terminated
Adams	193	Grays Harbor	589	Pierce	6,290
Asotin	134	Island	403	San Juan	117
Benton	1,494	Jefferson	170	Skagit	870
Chelan	611	King	11,205	Skamania	41
Clallam	455	Kitsap	1,463	Snohomish	4,727
Clark	3,446	Kittitas	238	Spokane	3,988
Columbia	22	Klickitat	151	Stevens	283
Cowlitz	898	Lewis	667	Thurston	1,846
Douglas	354	Lincoln	85	Wahkiakum	32
Ferry	47	Mason	437	Walla Walla	377
Franklin	825	Okanogan	330	Whatcom	1,517
Garfield	22	Pacific	205	Whitman	217
Grant	859	Pend Oreille	123	Yakima	2,348

### 09/30/2023 terminations by race – all reasons

Data as of 10/10/2023.

Race	Number of clients terminated
White	28,417
Other	6,384
Black	4,314
Not Provided	4,209
Asian	2,509
Pacific Islander	2,315
American Indian	1,592
Not Available	257
Hawaiian	145
Alaskan Native	1

### 09/30/2023 terminations by ethnicity – all reasons

Data as of 10/10/2023.

Ethnicity	Number of clients terminated
Not Hispanic	32,516
Hispanic	10,959

## 09/30/2023 terminations by top 15 languages – all reasons

Data as of 10/10/2023.

Language	Number of clients terminated
English	44,296
Spanish	3,597
Russian	408
Vietnamese	196
Ukrainian	192
Chinese	161
Arabic	94
Dari	94
Somali	73
Korean	60
Other Language	54
Tigrinya	35
Portuguese	34
Amharic	28
Pushto	28

**Note:** This report sunsets June 2024. Data is preliminary for recent months since individuals may requalify for Apple Health within two months of coverage ending. For questions, email [AHeligCOVID19@hca.wa.gov](mailto:AHeligCOVID19@hca.wa.gov). Find other Apple Health client eligibility data on [HCA's client eligibility data dashboard](#).

### Termination categories

The following termination categories are used on pages 9-10.

- **Client did not respond to renewal request:** Client could not be automatically renewed through an exparte process and did not complete or return a renewal or eligibility review form when requested. Clients are given at least 30 days to complete a renewal.
- **Client did not respond to verification request:** Required verification was requested from the client after exhausting available verification sources. Verification is needed to determine ongoing eligibility, but the client did not respond.
- **Client requested closure:** Client chose to terminate Apple Health coverage.
- **Financial eligibility reason:** Includes terminations for over Apple Health program income and, when applicable, resource limits.
- **Non-financial eligibility reason:** Includes clients terminated from Apple Health for moving out of state, passing away, or not meeting certain non-income/resource requirements.